

KINGDOM OF CAMBODIA  
NATION RELIGION KING



Cambodia Constructors  
Association



ASEAN  
Constructors Federation

# Cambodia Country Report

**48<sup>th</sup> ACF Council Meeting  
12th - 14th September 2019  
Nusa Dua Bali, Indonesia**



# Kingdom of Cambodia



Land Area	<b>181,035 Sq.km</b>
Population	<b>15.28 Millions (2019)</b>
Population Growth	<b>1.50% (2018) - 1.2% (2019) Estimate</b>
Birth Rate	<b>24.4% births/1000 population</b>
Death Rate	<b>7.78% deaths/1000 population</b>
Urban Population	<b>3.53 Millions</b>
Annual Rate of Urbanization	<b>21.7%</b>

# GDP of Cambodia

**GDP %  
Growth**

7.5% **(2018)**

7.1% **(2019)** Prediction

**GDP**

USD 24.4 Billions **(2018)**

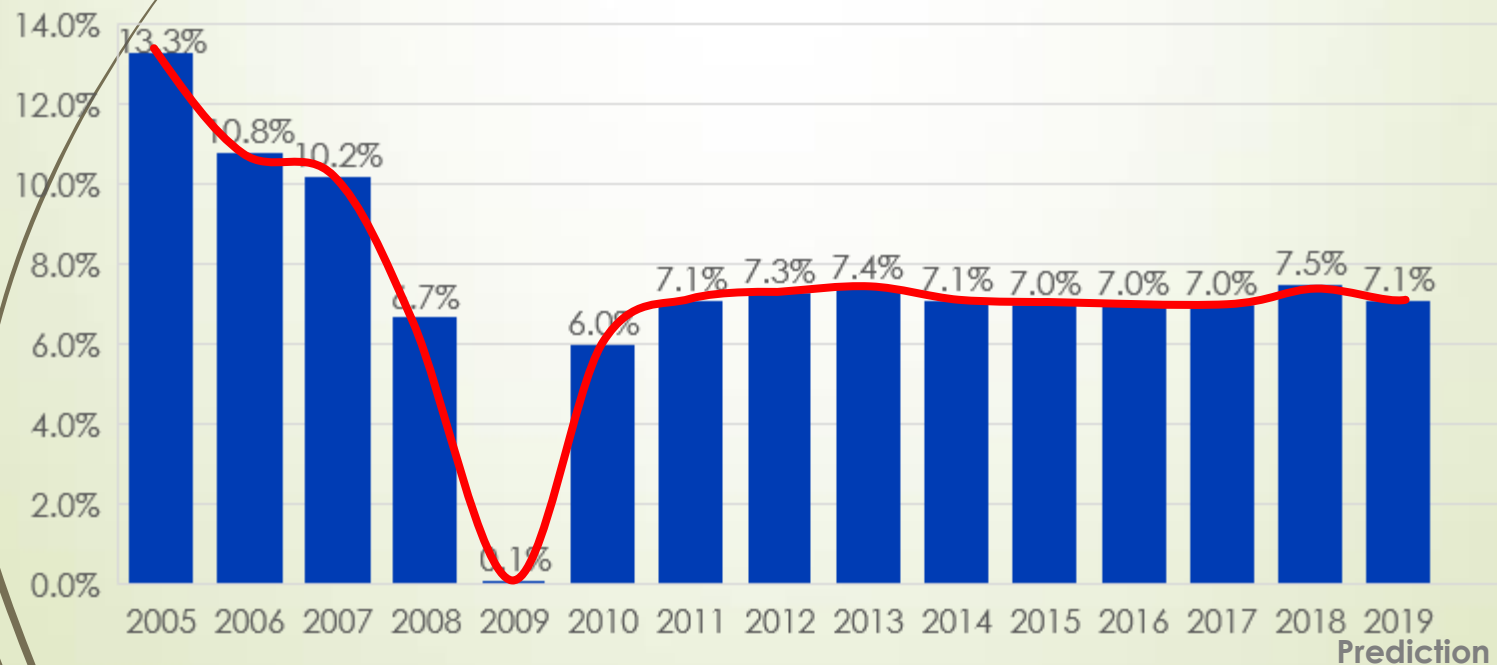
USD 27.22 Billions **(2019)** Prediction

**GDP Per  
Capita**

USD 1,548 **(2018)**

USD 1,706 **(2019)** Prediction

## GDP Grow Rate



# Economy of Cambodia

Construction



Tourism



Agriculture



Industry  
(Textile)



**4 Main  
Industries  
That Support  
Cambodia  
Economy**

# Trading

## ❑ IMPORT COST

- USD 13.02 Billions (2017) & USD 13.77 Billions (2018)

## ❑ IMPORT GOODS

- Petroleum, Cigarettes, Gold, Machinery, Construction Materials, Motor Vehicles, Pharmaceutical Products, and Raw Materials for Textile, etc.

## ❑ MAIN IMPORT PARTNERS

- China, United States, Thailand, Vietnam, Hong Kong, Taiwan, Republic of Korea, Singapore, Indonesia, Japan, & Malaysia, and many countries of Europe. etc.

## EXPORT COST

- 10.77 Billions USD (2017) & 11.21 Billions (2018)

## ❑ EXPORT GOODS

- Cloths, Timber, Rubber, Rice, Fish, Tobacco, Footwear, Corn, Vegetables, Cashews, Tapioca and Silk, etc.

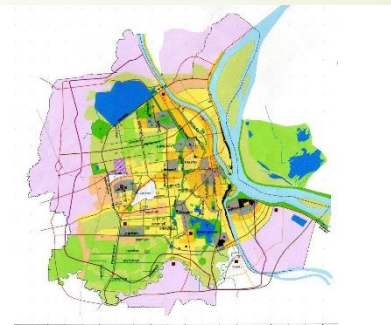
## ❑ MAIN EXPORT PARTNERS

- United States, Hong Kong, Singapore, Thailand, China, Japan, Vietnam, and many countries of Europe. etc.

# Government Strategy

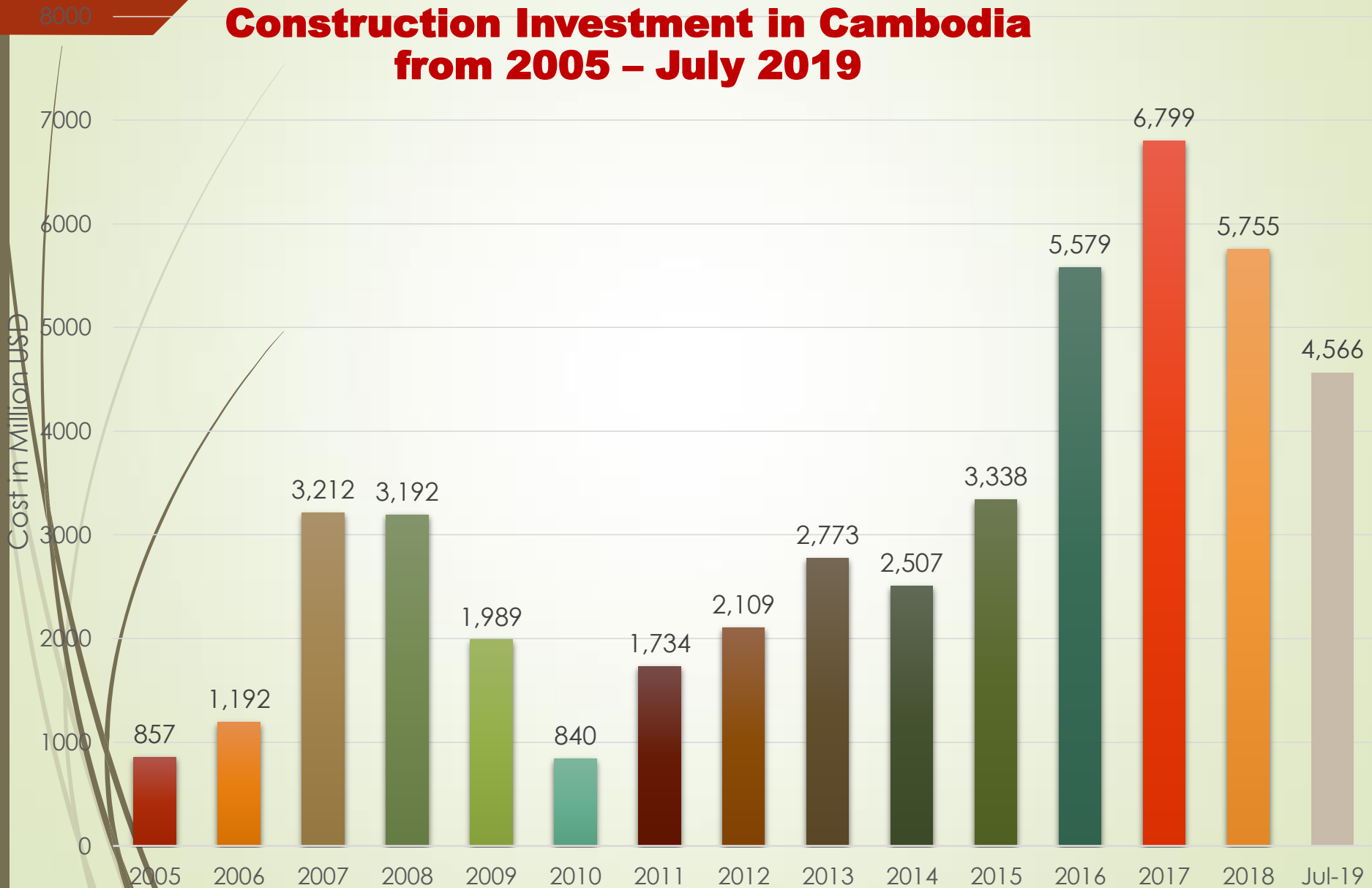
## Implemented Rectangle 4 :


- 1). Promotion of agricultural and rural development;
- 2). Strengthening sustainable management of natural and cultural resources,
- 3). Strengthening Urban Planning and Management,
- 4). Ensuring environment sustainability and readiness for climate change.



# Construction Situation

## Construction Investment in Cambodia from 2005 – July 2019



Estimation Construction Investment cost and project number from 2010 – July 2019					
YEARS	Number of Project	Total Area Building ( m² )	Estimation Cost ( Million USD )	Percentage of Estimated Cost Comparison ( % )	
2010	2,149	3,287,468	840	Compared with 2009, Decreased by 58%	↓
2011	2,129	5,257,585	1,734	Compared with 2010, increased by 106%	↑
2012	1,694	6,528,452	2,109	Compared with 2011, Increased by 72%	↑
2013	1641	7,596,151	2,773	Compared with 2012, Increased by 31,45%	↑
2014	1960	6,460,148	2,507	Compared with 2013, Decreased by 9.58%	↓
2015	2,305	7,686,112	3,338	Compared with 2014, Increased by 33.14%	↑
2016	2,635	12,158,268	5,579	Compared with 2015, Increased by 68%	↑
2017	3,418	11,381,883	6,799	Compared with 2016,increased by 21.84%	↑
2018	3,290	12,378,119	5,755	Compared with 2017, Decreased by 15.38%	↓
July, 2019	2,572	9,168,372	4,566	Compared with July 2018, Increased by 60%	↑
					

# Foreign projects investment from 2000 – July 2019

Country	Number of Projects	Total Area Sq.m	Estimated Cost ( USD )	7 months 2019		
				N. of Projects	Total Area M2	Est. Cost USD
China	175	9,270,038	2,877,429,749	27	1,338,603	697,781,270
Korea	53	3,933,320	1,778,754,287	3	170,245	134,747,750
Japan	46	754,588	282,848,271	2	2,692	942,200
Thailand	35	565,730	250,600,586	2	10,843	3,938,750
Taiwan	23	681,812	223,541,604	5	104,754	36,003,850
Singapore	12	422,673	162,300,630	1	1,223	428,050
UK	12	525,393	156,624,349	1	21,339	7,468,650
Malaysia	21	325,276	137,933,001	2	52,073	27,704,300
Canada	5	189,230	57,027,190	1	27,567	9,648,450
Russia	2	125,326	51,958,216	0	0	0
Lao PDR	1	75,742	36,356,160	0	0	0
Vietnam	9	115,868	35,464,602	0	0	0
Indonesia	1	62,058	34,131,900	0	0	0
Myanmar	1	40,133	26,487,780	1	40,133	26,487,780
France	6	46,264	18,485,290	0	0	0
India	3	39,589	17,769,050	0	0	0
USA	2	26,652	17,590,320	1	14,922	9,848,520
Norway	8	52,615	12,364,026	1	2,798	979,300
Netherland	1	14,596	9,487,400	0	0	0
Belgium	2	22,514	7,518,200	0	0	0
Philippines	1	11,861	5,930,500	0	0	0
Australia	2	8,249	4,311,600	0	0	0
<b>TOTAL</b>	<b>421</b>	<b>17,309,527</b>	<b>6,204,914,711</b>	<b>47</b>	<b>1,787,192</b>	<b>955,978,870</b>

# Construction Companies Registered from 2000 – July 2019

Countries	Total Number of Registered Companies	Number of Licenses Still Valid	Type of Operation ( Still Valid )	
			Design	Constructor
Cambodia	1584	602	24	578
China	342	226	11	215
Korea	160	45	03	42
Vietnam	60	26	03	23
Japan	53	34	04	30
Thailand	42	14	01	13
Malaysia	33	12	02	10
Singapore	18	06	01	05
USA	11	02	01	01
France	11	05	03	02
UK	06	02	0	02
Indonesia	05	02	01	01
Canada	02	01	0	01
India	02	02	0	02
Australia	02	02	0	02
New Zealand	01	-	0	0
Norway	01	-	0	0
Myanmar	01	-	0	0
Germany	01	01	01	0
Spain	01	-	0	0
Pakistan	01	-	0	0
Russia	01	-	0	0
Phillipine	01	01	0	01
TOTAL	2339	983	55	928

# High Rise Building Type



High Building	Unit
5 – 9 floors	780
10 – 19 floors	399
20 – 29 floors	132
30 - 39 floors	83
40 floors up	32
Total	1,426



### III. CONSTRUCTION MATERIALS COST

CONSTRUCTION MATERIALS COST			
Materials	Unit	Price (USD)	Produced in
Portland Cement	Ton	79 - 98	Thailand, China, Vietnam, Local
Reinforcement Bar	Ton	625 – 690	Thailand, China, Italy ( Vietnam ), Local
Aggregate	m³	20-21	Local
Sand	m³	13 - 19	Local
Clay Brick	100Pc	0.44 - 0.51	Local
Roof Clay Tile	Pc	0.47 - 2.8	Thailand, Vietnam, Local
Timber	m³	340 - 380	Local
Floor Tile	Box/m2	7 - 14.60	Thailand, China, Vietnam, Italy, Indonesia, Malaysia, Spain, and Local
Mastic under painting	Bag	6 - 20	Thailand, Vietnam, Local

Materials	Unit	Price (USD)	Produced in
Emulsion Paint	25 Liters/Tank	16.5 – 136	Thailand, Japan, France, Korea, Norway, Vietnam, Malaysia, Local
Plywood	Sheet	10.5 - 38.5	Thailand,China, Vietnam, Local
<u>Ready Mix Concrete</u>			
Grade 20	M <sup>3</sup>	67	Local Cement
Grade 25	M <sup>3</sup>	69	Local Cement
Grade 30	M <sup>3</sup>	73	Local Cement
Grade 40	M <sup>3</sup>	78	Local Cement
Diesel	Litter	0.74	Sokimex, Caltex, Tela. Total, PTT, SVM
Petroleum	Litter	0.95 - 0.97	Sokimex, Caltex, Tela. Total, PTT, SVM

# Construction Workers Situation

**Cambodia Construction sector need the workers around 200,000 per day. Only the Phnom Penh capital city attract 130,000 per day.**

- Labor Working Hours :
  - Full-time, 48 hours a week.
  - Holidays work must be paid twice of the daily rate.
- Female employees who gave birth are entitled to receive half of their salary for a period of 90 days.

## Salary

Non-Skilled worker	Skilled Worker	Engineer, Architect
225 - 300 USD	300 - 450 USD	450 - 2500 USD

# INVESTMENT OPPORTUNITIES IN CAMBODIA

## Why Invest in Cambodia?

- **Open economy,**
- **Sound macroeconomic environment,**
- **Competitive investment incentives,**
- **One stop service,**
- **Competitive labor force,**
- **Strategic location,**
- **Market access and Preferential trading status.**

# Investment Incentives and Guarantee

## Investment Guarantee

- 1. No discrimination,**
- 2. No nationalization,**
- 3. No requirements of local equity participation,**
- 4. No price controls on products or services,**
- 5. No restriction on foreign exchanges,**
- 6. No capital control.**

## Investment Incentive

- Permission for long-term lease up to 50 years.
- Exemption of import duty such as production materials & equipment, construction materials, and production input.
- Exemption of export duty.
- VAT shall be charged with zero percent (0%) for each import.
- Exemption of tax on profit up to 9 years.
- Permanent visa for families and investors.
- Free Hold Strata title of Condominium (Except Ground Floor) for Foreigner.
- Free Hold Land Certificate for
  - Nationalizations,
  - Join-Venture between 51% Cambodian share owner and 49% Foreign share owner.



**SOME DEVELOPMENT PROJECTS  
IN 2019**



# New Phnom Penh International Airport



- *Location : Kandal Province*
- *Land Area: 2,600 hectares*
- *Developer: Cambodia Airport Investment Co., Ltd*
- *Construction Area : 700 hectares*
- *Project Cost : US\$1.5 billion*

# Phnom Penh-Sihanoukville express way

**Length** : 190 Km

**Cost** : US\$2 billion

**Constructor** : China Road and  
Bridge Corporation  
(CRBC)

**Complete** : 2023



# The Peak

- Location: Phnom Penh City
- Land Area: 12670 Sqm (approximate)
- Storey: 55-stories
- Project Period: 2018 – 2020 (Estimate)
- Developer: OXley Gem (Cambodia) Co Ltd and Worldbridge Land (Cambodia) Co.,Ltd
- Facilities: residences, shops, restaurants, offices, and hotel..



# Chip Mong Mixed-Use Development



- Construction Area: 102,810 sqm (45 stories)
- Project Cost: US\$150 million
- Project Period: January, 2019 - 2022.
- Developer: Chip Mong Group
- Constructor: Chip Mong Group
- Facilities: modern offices, a cinema, sky bar, 5-storey shopping mall, and most notable the Fairfield by Marriott Hotel Phnom Penh



# Chip Mong MEGA MALL

- Location : Phnom Penh City
- Land Area : 160,000 sqm
- Project Cost : US\$252 million
- Project Period: August, 2019 – 2021.
- Developer : Chip Mong Group
- Constructor : Chip Mong Group
- Facilities : Shopping Center.



# Morodok Techo National Stadium



- Land Area : 16.22 hectares
- Location : Phnom Penh City
- Project Cost : US\$160 million
- Project Period : 4 year
- Developer : Chinese Government
- Constructor : China state construction engineering corporation
- Facilities : Main stadium , training indoor sport center aquatic center training hall





# Royal Platinum Condominium

Developer : Royal Group and Hong Lai Huat Group Limited

Complete : 2021

Area : 100,000 sqm



# **Morgan The Pure Bay**

Developer	: Morgan Group
Location	: Sihanoukville
Construction area	: 450,000 M2
Facilities	: 270,000 M2 , condominium and 30,000 M2 of luxury room, VIP club, high-end restaurant, international spot center.



# One Central Tower

- Developer** : Global investment firm B.I.C Group
- Cost** : US\$200 million
- Location** : Boeung Snor area, Phnom Penh
- Complete** : 2022
- Facility** : commercial offices, retail, hospitality, residential, and green open spaces.

**Thank You !**

