

Kingdom of Cambodia

Nation Religion King



សហគមន៍អ្នកសាងសង់កម្ពុជា

Cambodia Constructors Association

Country Report

The 52nd ACF Council Meeting 2022

**ASEAN CONSTRUCTORS FEDERATION
(ACF)**

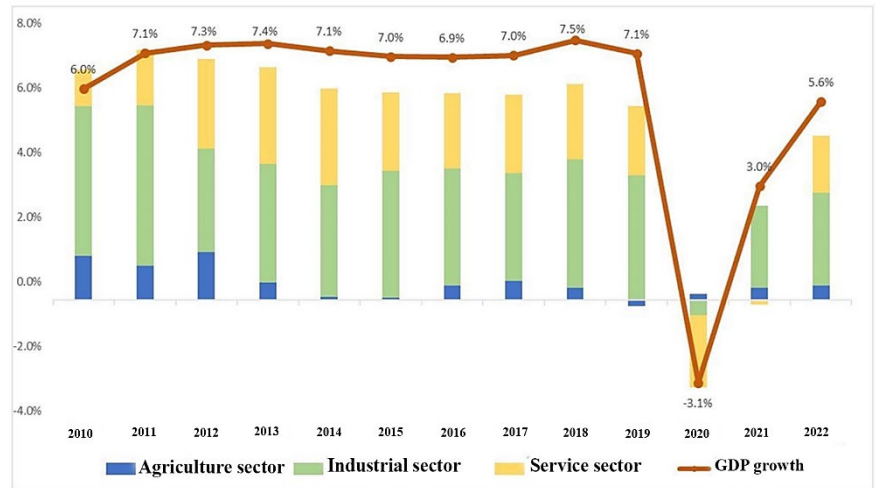
Contents

Pages

I. Cambodia's GDP situation	
II. Economic support sectors.....	1
1. Tourist sectors.....	2
2. Construction sectors.....	2
3. Export and Import sectors.....	3
III. Product import	
1. Products imported in the 2nd Quarter.....	3
2. Import from other international markets.....	4
IV. Product Export	
1. Products exported in the 2nd Quarter.....	4
2. Export from other international markets.....	5
V. Estimation of Construction Investment cost and project number from 2010 – (6 months 2022).....	5
VI. High building project 5 floors over.....	6
VII. Construction companies registered from 2000 – 25 August 2022.....	6
VIII. Construction products price.....	7
IX. Covid-19 situation in Cambodia.....	8

I. CAMBODIA'S GDP SITUATION

Before the COVID-19 pandemic dampened growth in countries across Southeast Asia, Cambodia has been enjoying steady macroeconomic growth. For more than 10 years, the country's gross domestic product (GDP) growth rate logged a 7% annual increase. Like all other industries in the country, the construction sector in Cambodia logged a decline of 1.8% when the pandemic hit in 2020. However, it quickly recovered and registered a 2.1% growth rate in 2021.



In 2022, the construction industry in Cambodia is projected to grow by 5.6%. It is also expected to log an annual growth rate of 9.4% between 2023 and 2026. Prior to this, the GDP contribution of Cambodia's construction sector tripled between 2012 and 2019. The inflow of both domestic and foreign investments has helped boost the industry, and many new projects began work this year.

What is the current outlook for Cambodia's construction market, and where do potential opportunities lie in the industry for 2022 and beyond? We look at the current trends and opportunities in Cambodia's construction industry in 2022.

With more infrastructure underway across the country, Cambodia might see the development of more urbanized areas that can lead to more economic activity, from tourism to food and beverage to retail. These other industries can help support economic growth in the country in the way that the construction market outlook in Cambodia also looks more favorable for investment.

As the country also opens to foreign tourists, investments in tourism hubs like Phnom Penh, Siem Reap, and Sihanoukville will also contribute to the favorable outlook of the construction market in Cambodia. Developments in the country's busy areas, especially in real estate, will also help the local labor force looking to invest in property for profit down the line.

With both government policies and foreign investments contributing to the growth of the construction industry in Cambodia in 2022, the country can look forward to more favorable conditions that support the growth of the industry and its contribution to the national economy in the years to come.

II. Economic supporting sectors

1. Tourist sector



In the second quarter of 2022, the total number of international tourists increased by 347,216. Increased about 11 times compared to the same period in 2021. This increase is due to the easing of Overseas Travel Procedures, Expansion of Vaccination, and Establishment of Request Communities that have allowed socioeconomic activities to resume and return to Normal trends in the new normal trajectory.

2. Construction



The construction investment in the 3rd quarter is 1963 million, in this foreign investment 416 million (China – 256 million, Japan 6.4 million, China Taiwan 82.7 million, Thailand 5.7 million, England 15 million, Vietnam 4.6 million, France 40 million, united s 5 million).

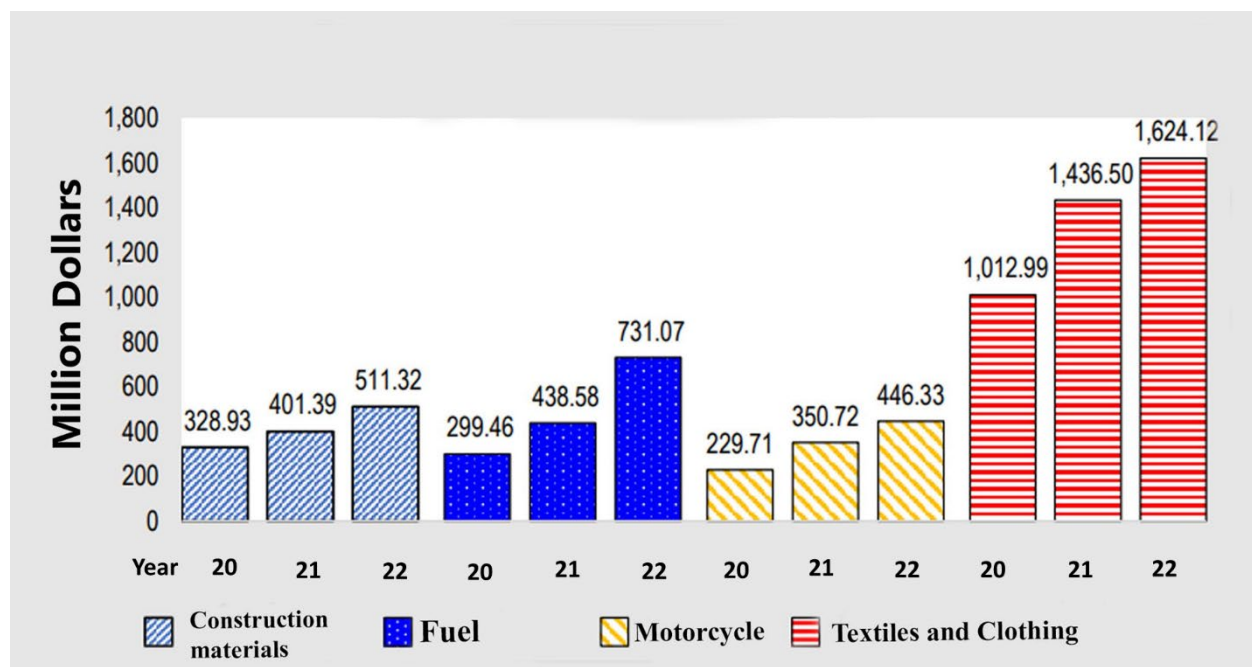
3. Export and import



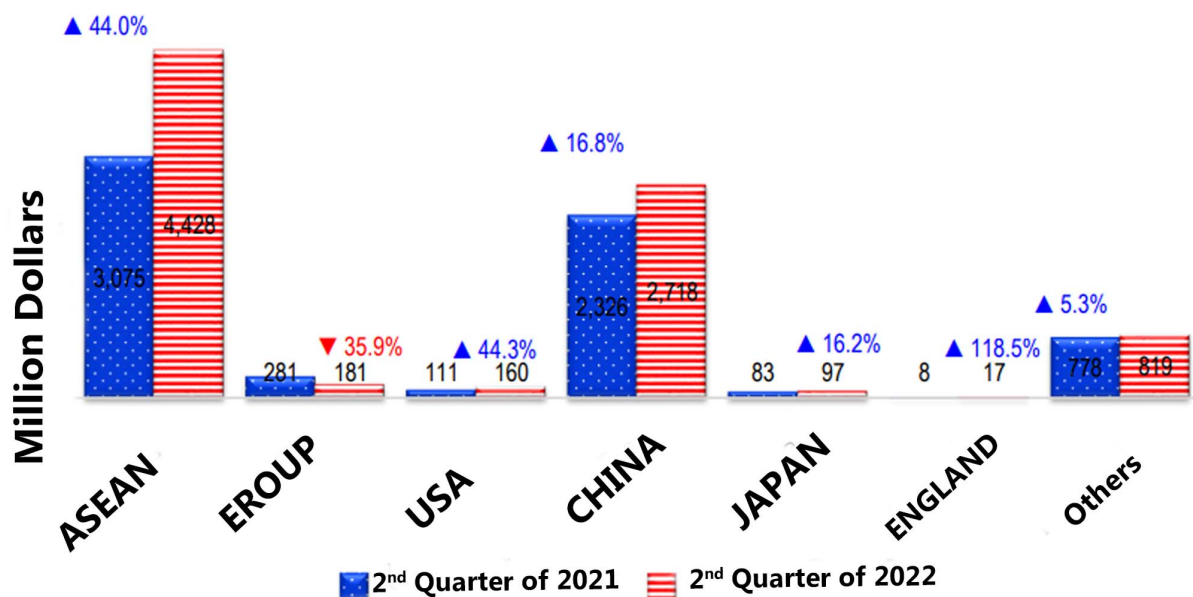
Exported of good 5315,6 million USD, increased 47,2% compared with 2021 this increasing growth of non-garment products such as bicycles, electronic components, agricultural products, and wiring. Imported goods 8418,8 million USD, increased 26.4% compared with 2022.

III. Products Import

1. Products Import in the 2nd Quarter

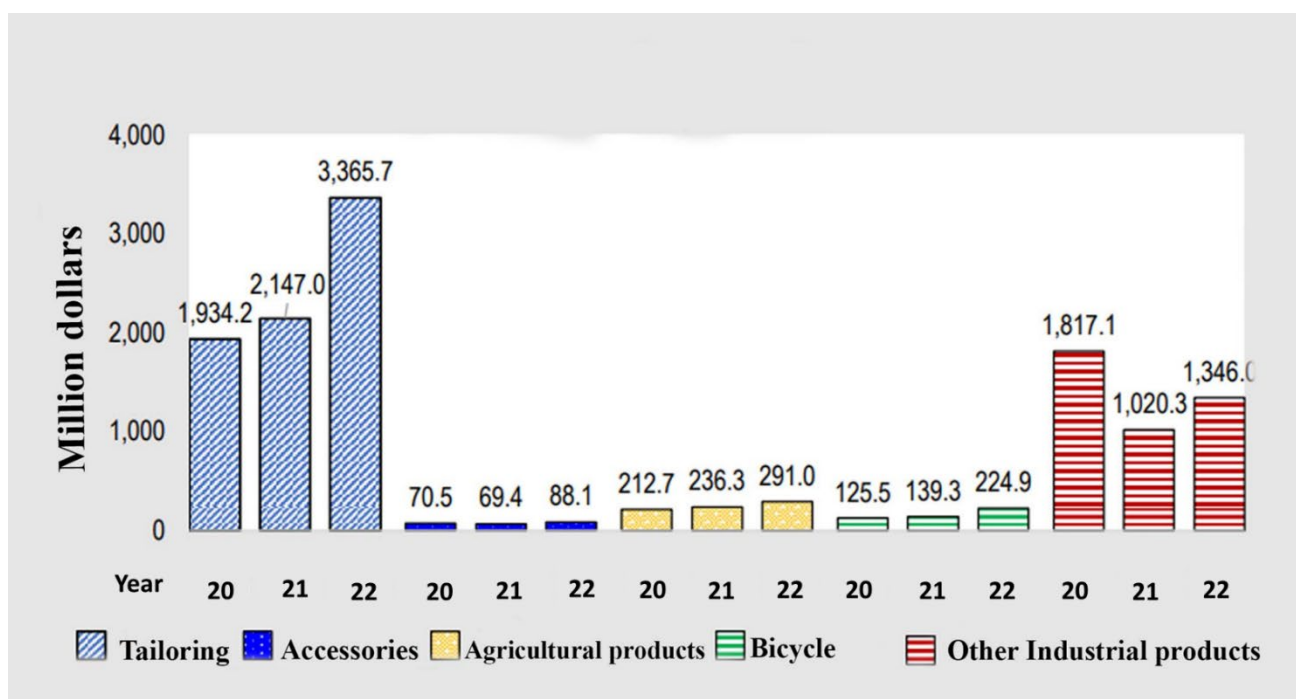


2. Import from other international markets

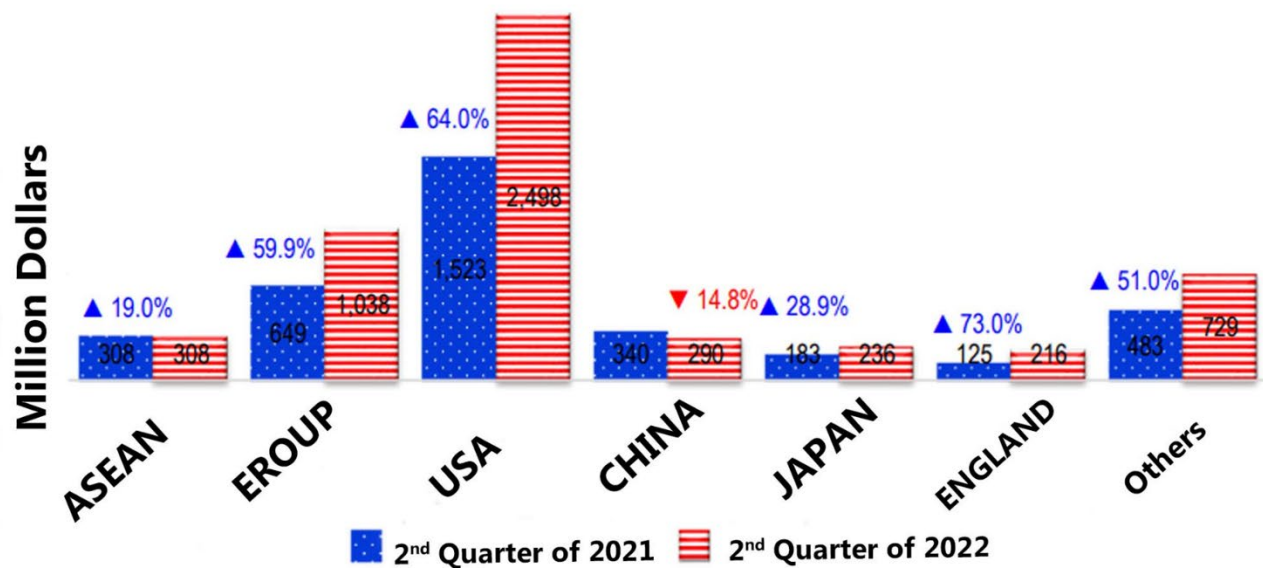


IV. Product Export

1. Products Export in the 2nd Quarter



2. Products Export the in-2nd Quarter



V. Estimation of Construction Investment cost and project number from 2010 – (6 months 2022)

YEARS	Number of Project	Total Area Building (m ²)	Estimation Cost (Million USD)	Percentage of Estimated Cost Comparison (%)
2010	2,149	3,287,468	840	Compared with 2009, Decreased by 58%
2011	2,129	5,257,585	1,734	Compared with 2010, increased by 106%
2012	1,694	6,528,452	2,109	Compared with 2011, Increased by 72%
2013	1641	7,596,151	2,773	Compared with 2012, Increased by 31,45%
2014	1960	6,460,148	2,507	Compared with 2013, Decreased by 9.58%
2015	2,305	7,686,112	3,338	Compared with 2014, Increased by 33.14%
2016	2,635	12,158,268	5,579	Compared with 2015, Increased by 68%
2017	3,418	11,381,883	6,799	Compared with 2016, increased by 21.84%
2018	3,290	12,378,119	5,755	Compared with 2017, Decreased by 15.38%
2019	4,888	23,257,414	11,437	Compared with 2018, Increased by 98.73%
2020	4,328	15,363,573	7,000	Compared with 2019, Decreased by 25.16%
2021	4,303	12,998,072	5,333	Same period with 2020, decreased by 31.21%
2022 (6 month)	2,000	2,859,877	1,206	Same period with 2021, decreased by 52.00%

VI. High building project 5 floors over

The total of high-rise buildings from 2000 to September 2022 has 2,492 buildings

Year	5- 9 floor	10 - 19 floor	20 -29 floor	30-39 floor	40 floor over
2018	77	26	10	5	9
2019	238	167	64	29	15
2020	320	111	39	18	8
2021	148	50	13	1	0
9 months 2022	69	19	3	0	0
Total	852	373	129	53	32

VII. Construction companies registered from 2000 – 25 August 2022

Countries	Total Number of	Number of	Type of Operation (Still Valid)	
	Registered Companies	Still Valid Licenses	Design	Constructor
Cambodia	1870	690	30	660
China	701	368	12	356
Korea	187	35	3	32
Vietnam	79	29	5	24
Japan	60	29	5	24
Thailand	48	7	2	5
Malaysia	40	16	2	14
Singapore	28	15	3	12
France	11	4	3	1
USA	11	1	1	0
UK	6	-	0	0
Indonesia	5	-	1	1
Canada	2	-	0	
Australia	2	1	0	1
India	2	-	0	0
Myanmar	2	1	0	1
Bangladesh	2	1	0	1
Germany	2	2	1	1
New Zealand	1	-	0	
Norway	1	-	0	
Spain	1	1	0	
Pakistan	1	-	0	
Russia	1	-	0	
Phillipine	2	1	0	1
Saint Kitts And Nevis	1	1		
TOTAL	3066	1202	68	1134

VIII. Construction products price

No	Materials	Unit	Price USD
1	Solid brick	10000 Pcs	450\$
2	Hollow brick	10000 Pcs	350\$
3	Block bricks	bock	11\$
4	Sand Stilt/Clay	M ³	21\$
5	Fine sand	M ³	26\$
6	Rock 1x2	M ³	33\$
7	Rock 4x6	M ³	34\$
8	Cement (K-cement)	1T	115\$
9	Cement (diamond)	1T	99\$
10	Cement (plus)	1T	100\$
11	Cement (Stilt/Clay)	1T	115\$
12	Steel (Steel V SD 295) 14-16L	1T	870\$
13	Steel (Steel V SD 390) 14-16L	1T	925\$
14	Steel (Steel pom SD 390) 14-16L	1T	915\$
15	Steel (ISI SD390)	1T	920\$
16	Paint (Nippon Paint)	18L/1	66\$
17	Paint U-90 white (inside)	18kg/1	19.76\$
18	Paint U-90 white (outside)	18Kg/1	26.50\$
19	Pipe SCG (0.5) number 21	1 pipe	2.10\$
20	Pipe SCG (8.6) number 75	1 pipe	13.90\$
21	Pipe SCG (8.6) number 90	1 pipe	19.54\$



IX. Covid-19 situation in Cambodia

According to Ministry of Health's press release dated 13 October 2022. The infections brought the total tally to 137,952. The country reported no death from the disease, with the total fatalities staying at 3,056. Nationwide 134,816 COVID19 patients have so far recovered. Over 15.2 million doses of COVID19 vaccines, or 95 percent of the total population, have been administered in the kingdom. Over 10 million shots on people aged 18 and above. Cambodia has already recorded COVID19 infections with Omicron BA.4 and BA.5 sub-variants and is accelerating the inoculation of the fifth dose among citizens.

Free entry to Cambodia, just temperature measurement if there any high temperatures, advice to have treatment by themselves.

