



CAMBODIA CONSTRUCTORS ASSOCIATION


WEBSITE: WWW.CCA.ORG.KH

FACEBOOK: CAMBODIA
CONSTRUCTORS ASSOCIATION



Covid 19 in Cambodia

Update in 24 August 2021



- **Community spreading**
- **Travelers from abroad**



Patients in The
Community

90,535

Patients
imported

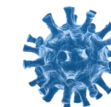
14,512

Recoveries

86,702

Death

1,835



Covid 19 Vaccination progress report

From 10 February to 23 August

Vaccination Progress
compared with the target
10 million population
(aged under18)

88.01%

(10,035,072)

Vaccination Progress
compared with the target
1,966,931 children
(aged 12- <18)

59.01%

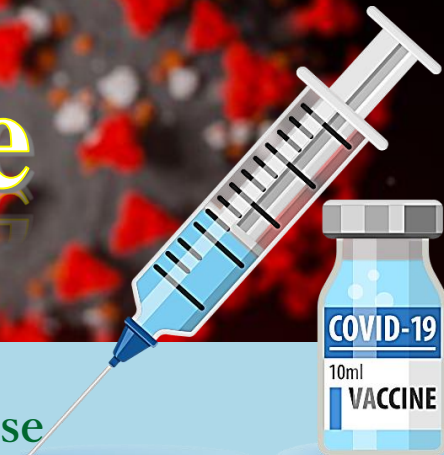
(1,161,145 1st
dose)

Vaccination Progress
compared with the 16
millions of all
Cambodian population

62.26%



Aid and purchase of Vaccine



I. Government purchase

- Sinovac (**China**) = 13,500,000 doses
- Sinopharm (**China**) = 4,000,000 doses

II. Aid

- **China** (Sinopharm) = 2,700,000 doses
- **COVAX** (Covishield) = 324,000 doses
- **Japan** (AstraZeneca) = 1,000,000 doses
- **USA** (Johnson & Johnson) = 500,000 doses
- **UK** (AstraZeneca) = 415,000 doses

22,439,000 doses



**NEW
Virus**

Delta B.1.617.2



**Imported
cases**



The Delta B.1.617-2 were detected on passengers returned from Thailand and Vietnam through border.

Traveler by air way: The Delta B.1.617-2 were detected on passengers at international airport.

Update 24/8/21 Cambodia has detected 1324(female 654) imported cases of Delta variant.



Cambodia Donated to other Countries

Lao



Nepal



Vietnam



Timor-Leste



Myanmar



- Face mask.
- Mask N95.
- Automatically machinery maker oxygen
- Fund
 - From Government
 - From Red cross.



CCA Action During Covid 19

Chairman of CCA has donated his own budget to the Government more than 10 million USA dollars to purchase the Vaccine and assist Cambodia people in need during this difficult situation. As well as, chairman has given the big area building to the patient who got affected by Covid-19 too.



construction Industry View



Covid 19 affected to the construction



- Country Lock down
- The investors or developer suspend the constructions
- Many companies have suspended, closed, reduced staff.
- The property buyers are decreased, because some of buyer are loan from the bank.



Estimation Construction Investment cost and project number from 2010 – Jun 2021

YEARS	Number of Project	Total Area Building (m ²)	Estimation Cost (Million USD)	Percentage of Estimated Cost Comparison (%)
2010	2,149	3,287,468	840	Compared with 2009, Decreased by 58%
2011	2,129	5,257,585	1,734	Compared with 2010, increased by 106%
2012	1,694	6,528,452	2,109	Compared with 2011, Increased by 72%
2013	1641	7,596,151	2,773	Compared with 2012, Increased by 31,45%
2014	1960	6,460,148	2,507	Compared with 2013, Decreased by 9.58%
2015	2,305	7,686,112	3,338	Compared with 2014, Increased by 33.14%
2016	2,635	12,158,268	5,579	Compared with 2015, Increased by 68%
2017	3,418	11,381,883	6,799	Compared with 2016,increased by 21.84%
2018	3,290	12,378,119	5,755	Compared with 2017, Decreased by 15.38%
2019	4,888	23,257,414	11,437	Compared with 2018, Increased by 98.73%
2020	4,328	15,363,573	7,000	Compared with 2019, Decreased by 25.16%
2021 (6 months)	2,235	6,033,787	2,525	Same period with 2020, decreased by 34.27%



Tourist



Industry (Garment)



Economic situation



In 1st quarter 2021

Year	Tourist millions	Change %
2021/ 3months	0,071 m	- 94%
2020	1,31 m	- 80,2%
2019	6.61 m	6,61%
2018	6.20 m	10,71%
2017	5.60 m	11,77%
2016	5.01 m	

In 1st quarter 2021

Exported :

- 2019 worth \$7.97 billion, increase 13.18% (2018)
- 2020 worth \$7.42 billion, decrease 10.24% (2019)
- 2021 (1st quarter worth 1.897 billion , increase 6,43% (2020)

In 1st quarter 2021



In Semester 2021

Year	Permit Projects	Investment Estimation (Millions USD)	Change %
2019	4,888	11,437	+ 98.73% Compared 2018
2020	4,328	7,000	- 25.16% Compared 2019,
2021 / 6months	2,235	2,525	- 34.27% Compared 2020

Construction



- **Exported** of good 3,805 millions USD , increased 7%, compare with 2020 this increasing growth of non garment products such as bicycles, electronic components, agricultural products and wiring.
- **Imported** of good 75,114 millions USD, increased 48.7%, compare with 2020 .



Economic impact

COVID-19 posts economic threats to different aspects of Cambodia's development, with tourism, manufacturing for export and construction seen to be the most affected sectors. In combination, these sectors contributed more than 70% of Cambodia's economic growth and around 39.5% of total employment in 2019.



Industry (Garment) In 2020 :

- **Lost revenues 3 Billions.**
- **433 Factories temporarily Closed.**
- **135,000 people unemployment.**



Tourism In 2020 :

- **Lost revenues 3 Billions.**
- **2956 Tourist related Business Closed.**
- **17,000 people unemployment.**



Foreign Direct Investment (FDI) ,which is concentrated in the construction sector accounted for more than 50% of total in Cambodia mostly from China. The Covid 19 outbreak the value of approved FDI has dropped substantially . The growth of investment was around \$ 11 billion in 2019, nearly doubling from 2018 's \$5.5 billion . The Covid has brought this to negative rate growth of 5.3% in 2020 due to a decrease of FDI from China.

Economic Response



- Government Prepared \$1 billion to support spending against Covid 19 and to sustain, boost and restore the economy.
- Government and National Bank have announced to measures to relieve the burden on bank, micro finance institution and affected borrowers by providing low interest rate loan to banks and micro finance institution to enable them to pass on low interest loans , delay due date payment and refrain from seizing borrowers property.
- For registering taxpayers who run businesses relating to hotels and guesthouses will be exempted from the payment of all monthly taxes .

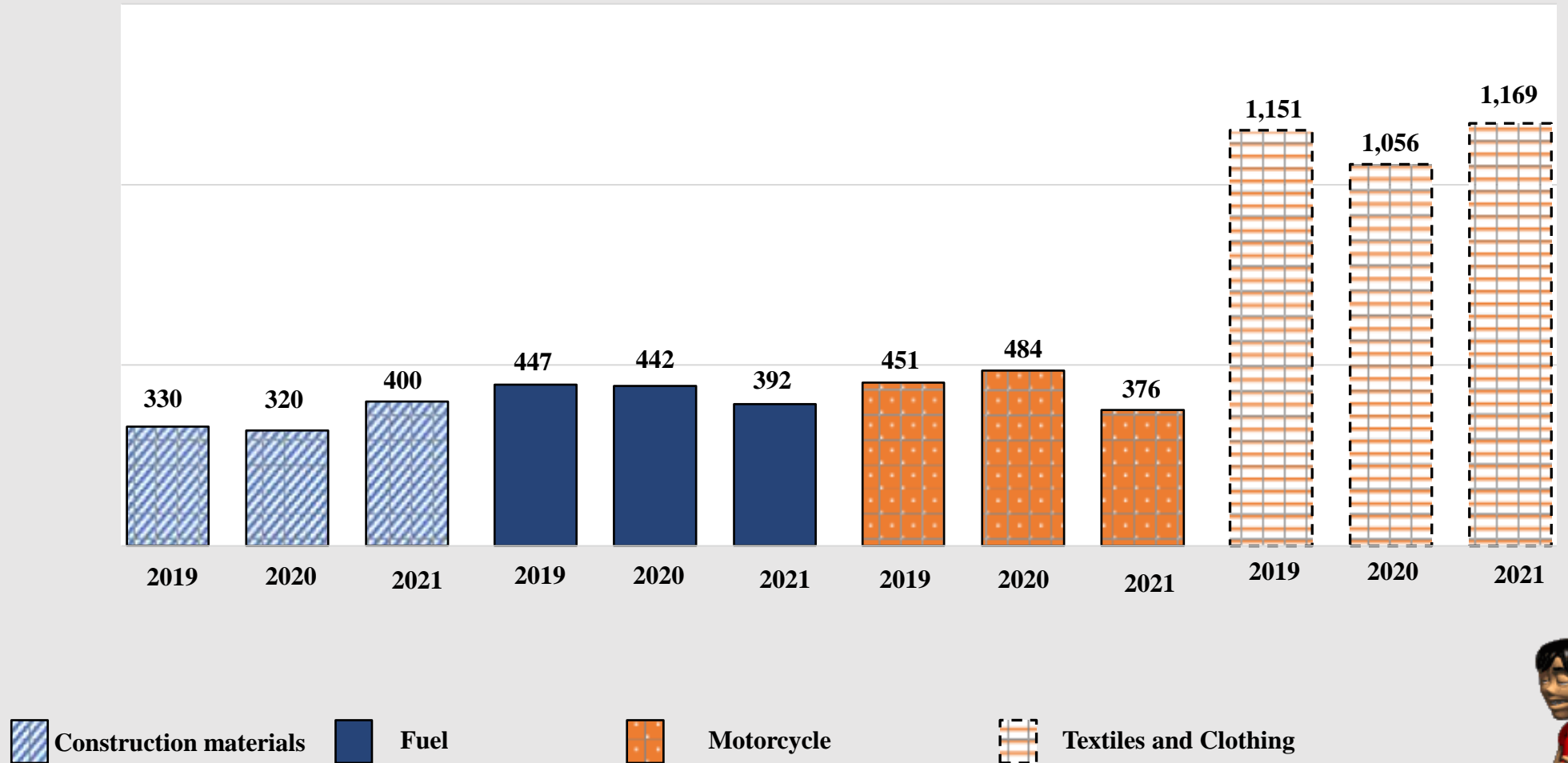
On top of existing measures, the Government has decided to set out a fifth round of measures representing the combination of new and existing measures which will further support:

1. Garment, textile, footwear, travel products & bags sectors
2. Hotels, guesthouses, restaurants & travel agents
3. Tourism & aviation sectors
4. Financial support program for poor & vulnerable families.

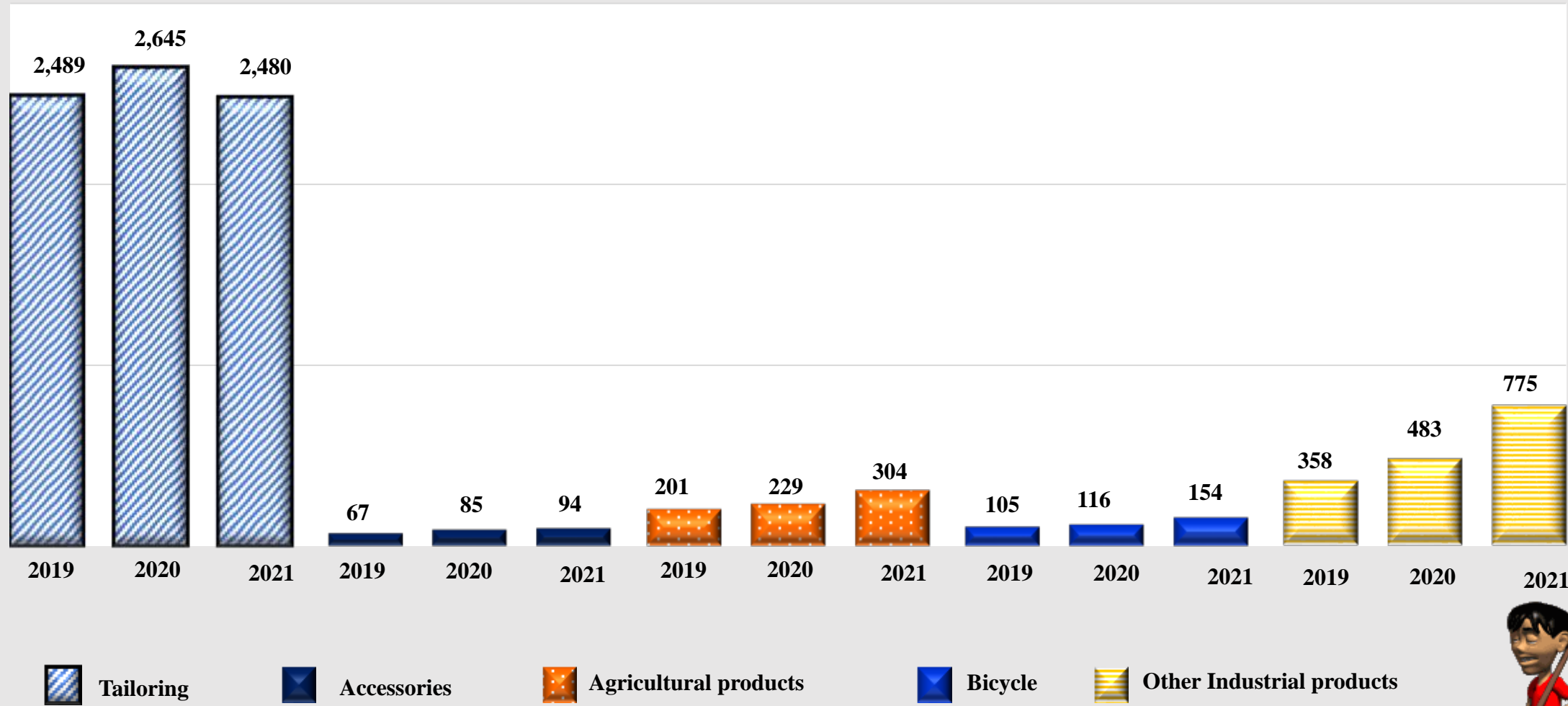


- The Garment ,footwear and bags sector, a tax exemption for the period of 6 months to 1 year will be provided for factories severely impacted by the lack of raw materials due to supply chain issues caused by Covid 19 .
- For worker during lock down , The government offer \$40 USD, including the \$30 USD of factory owner offering , totally \$70 per month to workers .
- Government spent around 25 millions per month for 562,686 poor and vulnerable families of nearly 2.3 million people .

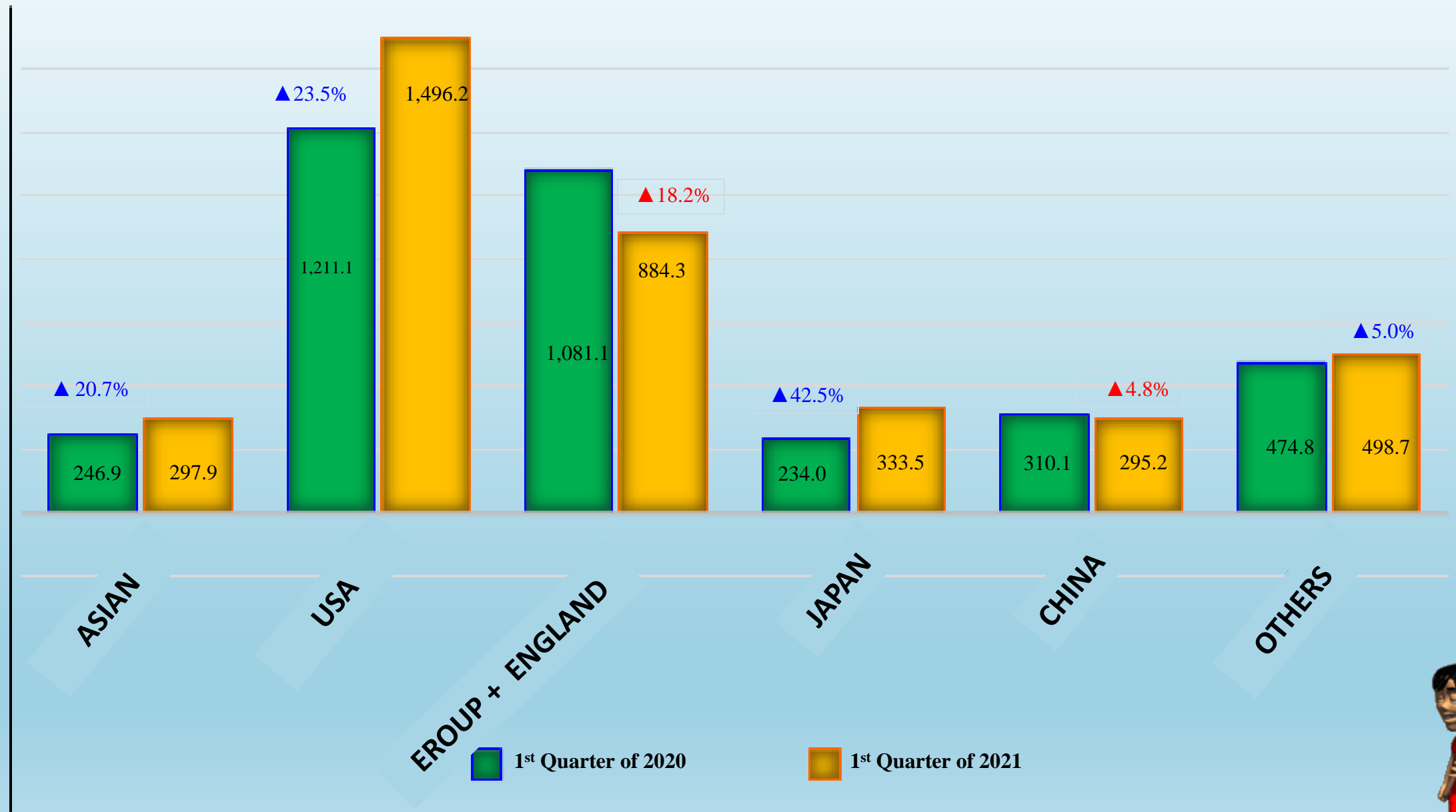
Import in first Quarter



Some Products Export in first Quarter



Export to the International markets



Thank you so much !

ကျေးဇူးလေးအများကြီးပဲ !

